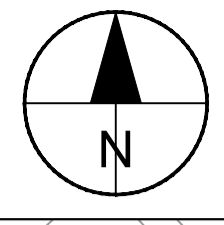
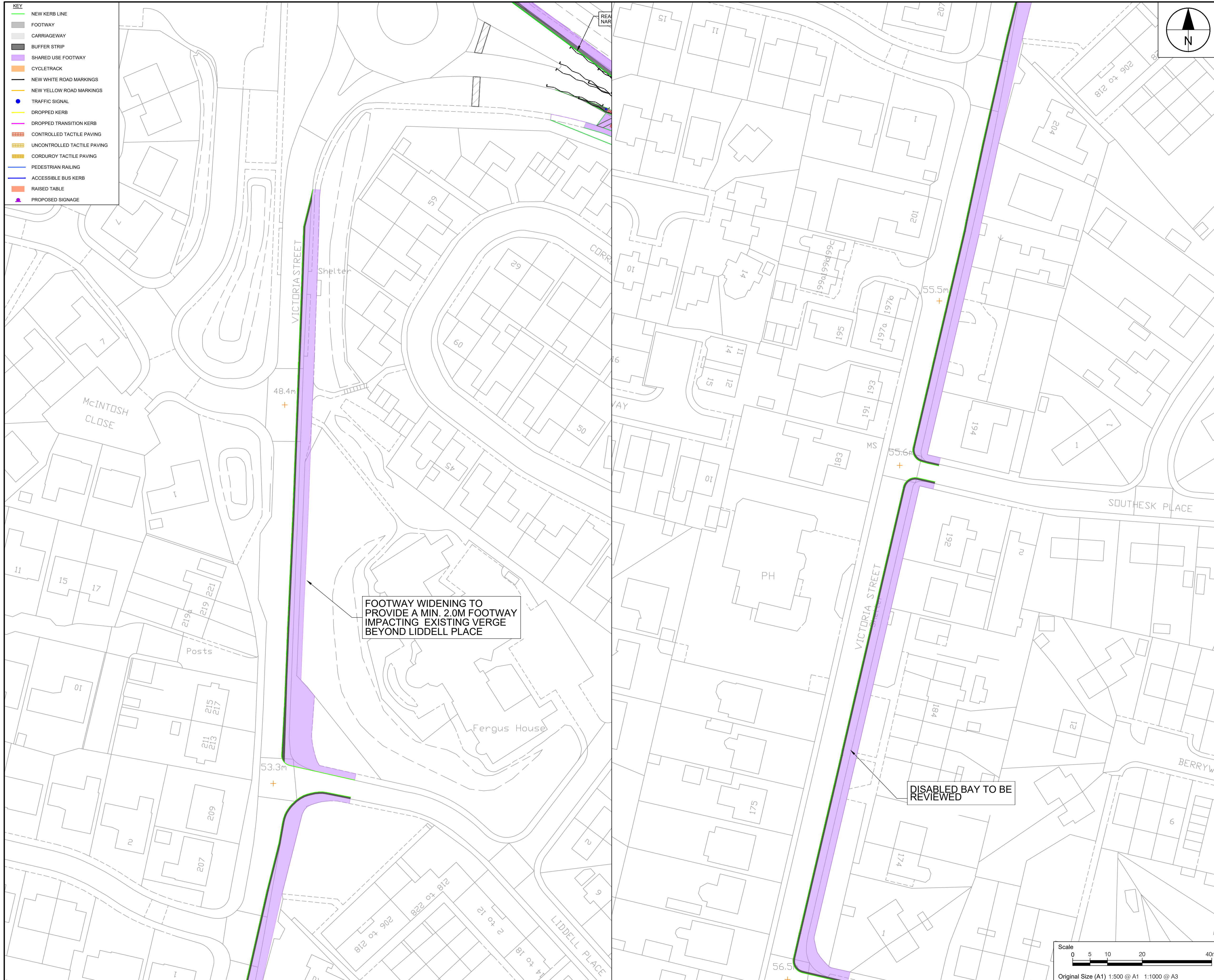


KEY	
	NEW KERB LINE
	FOOTWAY
	CARRIAGEWAY
	BUFFER STRIP
	SHARED USE FOOTWAY
	CYCLETRACK
	NEW WHITE ROAD MARKINGS
	NEW YELLOW ROAD MARKINGS
	TRAFFIC SIGNAL
	DROPPED KERB
	DROPPED TRANSITION KERB
	CONTROLLED TACTILE PAVING
	UNCONTROLLED TACTILE PAVING
	CORDUROY TACTILE PAVING
	PEDESTRIAN RAILING
	ACCESSIBLE BUS KERB
	RAISED TABLE
	PROPOSED SIGNAGE



PROJECT
 A947 MULTI-MODAL
 STUDY - DETAILED
 APPRAISAL AND
 OBC



CLIENT

CONSULTANT

AECOM
 Aurora
 120 Bothwell St
 GLASGOW, G2 7JS
 +44 (0) 141 248 0300 tel
 www.aecom.com

- NOTES**
- LAYOUTS PROVIDED ARE SOLELY FOR REPRESENTATIONAL PURPOSES AND DO NOT FORM PART OF A DESIGN PROPOSAL.
 - JUNCTIONS HAVE NOT BEEN CONSIDERED AS PART OF THE FEASIBILITY DRAWINGS AND WILL NEED RE-VISITED IF DESIGN IS TO BE PROGRESSED.

ISSUE/REVISION

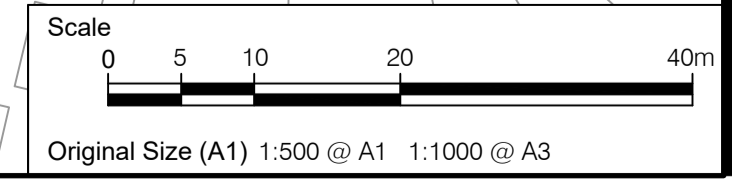
IR	DATE	DESCRIPTION

KEY PLAN

PROJECT NUMBER
 60709527

SHEET TITLE
 A947 Table 2 Detailed Design
 AT61a General Arrangement
 Sheet 1 of 2


SHEET NUMBER
 60709527-SHT-30-C-T2-0728




This drawing has been prepared for the use of AECOM's client. It may not be used, modified, reproduced or relied upon by third parties, except as agreed by AECOM or as required by law. AECOM accepts no responsibility, and denies any liability whatsoever, to any party that uses or relies on this drawing without AECOM's express written consent. All measurements must be obtained from the stated dimensions.

KEY	
	NEW KERB LINE
	FOOTWAY
	CARRIAGEWAY
	BUFFER STRIP
	SHARED USE FOOTWAY
	CYCLETRACK
	NEW WHITE ROAD MARKINGS
	NEW YELLOW ROAD MARKINGS
	TRAFFIC SIGNAL
	DROPPED KERB
	DROPPED TRANSITION KERB
	CONTROLLED TACTILE PAVING
	UNCONTROLLED TACTILE PAVING
	CORDUROY TACTILE PAVING
	PEDESTRIAN RAILING
	ACCESSIBLE BUS KERB
	RAISED TABLE
	PROPOSED SIGNAGE





PROJECT
 A947 MULTI-MODAL STUDY - DETAILED APPRAISAL AND OBC

CLIENT

 ABERDEEN CITY COUNCIL

CONSULTANT
 AECOM
 Aurora
 120 Bothwell St
 GLASGOW, G2 7JS
 +44 (0) 141 248 0300 tel
 www.aecom.com

NOTES

- LAYOUTS PROVIDED ARE SOLELY FOR REPRESENTATIONAL PURPOSES AND DO NOT FORM PART OF A DESIGN PROPOSAL.
- JUNCTIONS HAVE NOT BEEN CONSIDERED AS PART OF THE FEASIBILITY DRAWINGS AND WILL NEED RE-VISITED IF DESIGN IS TO BE PROGRESSED.

ISSUE/REVISION		
I/R	DATE	DESCRIPTION

KEY PLAN

PROJECT NUMBER
60709527

SHEET TITLE
A947 Table 2 Detailed Design AT61a General Arrangement Sheet 2 of 2

SHEET NUMBER
60709527-SHT-30-C-T2-0729

This drawing has been prepared for the use of AECOM's client. It may not be used, modified, reproduced or relied upon by third parties, except as agreed by AECOM or as required by law. AECOM accepts no responsibility, and denies any liability whatsoever, to any party that uses or relies on this drawing without AECOM's express written consent. All measurements must be obtained from the stated dimensions.