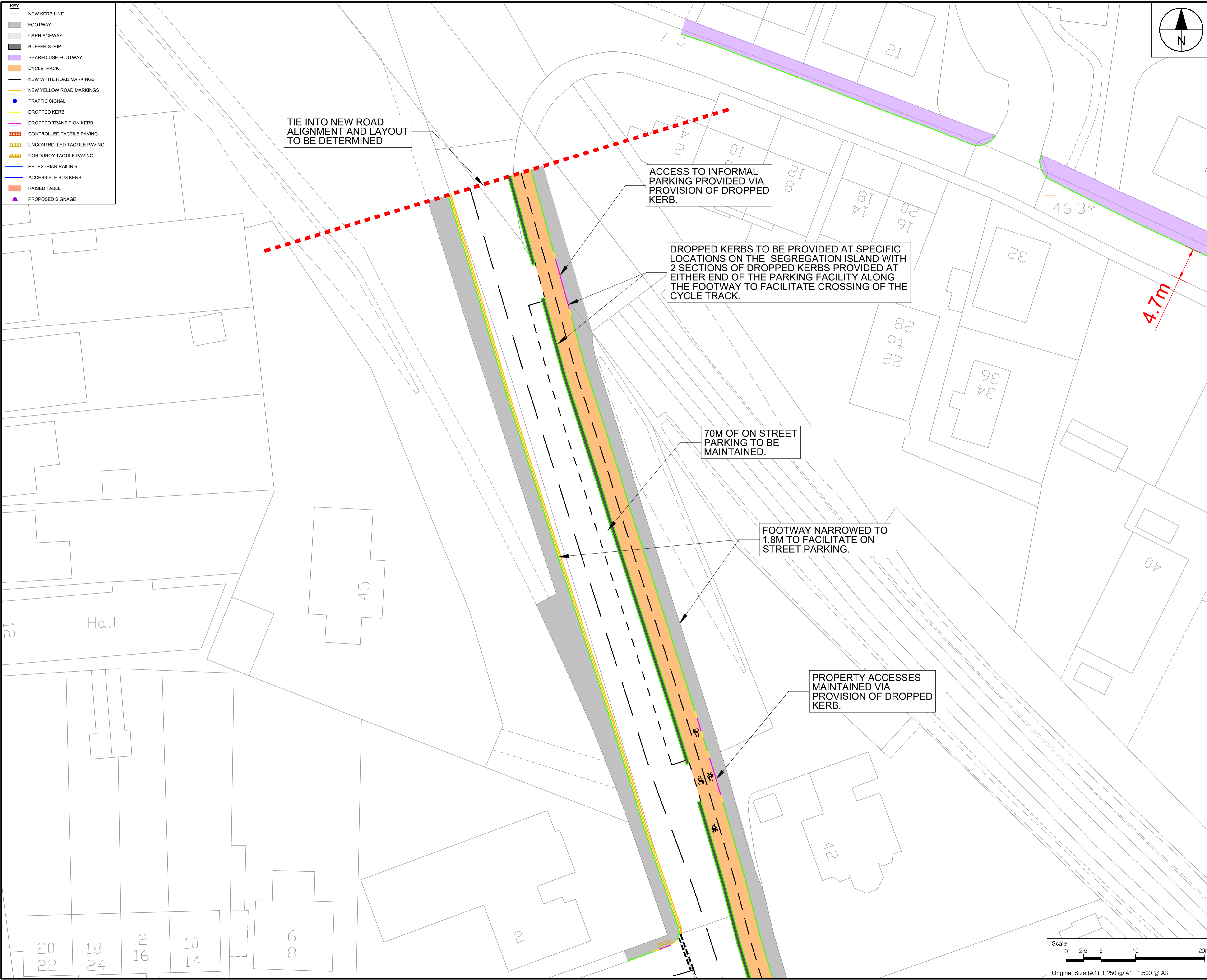




KEY	
	NEW KERB LINE
	FOOTWAY
	CARRIAGEWAY
	BUFFER STRIP
	SHARED USE FOOTWAY
	CYCLETRACK
	NEW WHITE ROAD MARKINGS
	NEW YELLOW ROAD MARKINGS
	TRAFFIC SIGNAL
	DROPPED KERB
	DROPPED TRANSITION KERB
	CONTROLLED TACTILE PAVING
	UNCONTROLLED TACTILE PAVING
	CORDUROY TACTILE PAVING
	PEDESTRIAN RAILING
	ACCESSIBLE BUS KERB
	RAISED TABLE
	PROPOSED SIGNAGE





**PROJECT**  
 A947 MULTI-MODAL STUDY - DETAILED APPRAISAL AND OBC

**CLIENT**  
  
 ABERDEEN CITY COUNCIL

**CONSULTANT**  
 AECOM  
 Aurora  
 120 Bothwell St  
 GLASGOW, G2 7JS  
 +44 (0) 141 248 0300 tel  
 www.aecom.com

**NOTES**

- LAYOUTS PROVIDED ARE SOLELY FOR REPRESENTATIONAL PURPOSES AND DO NOT FORM PART OF A DESIGN PROPOSAL.
- JUNCTIONS HAVE NOT BEEN CONSIDERED AS PART OF THE FEASIBILITY DRAWINGS AND WILL NEED RE-VISITED IF DESIGN IS TO BE PROGRESSED.

**ISSUE/REVISION**

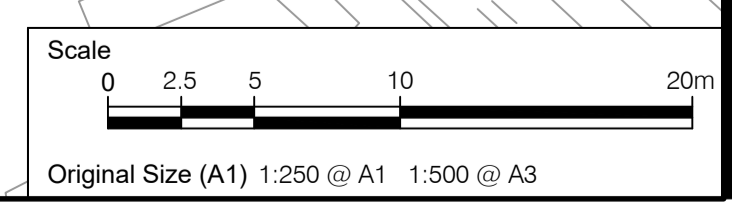
I/R	DATE	DESCRIPTION

**KEY PLAN**

**PROJECT NUMBER**  
60709527

**SHEET TITLE**  
A947 Table 2 Detailed Design  
AT52 General Arrangement  
Sheet 1 of 2

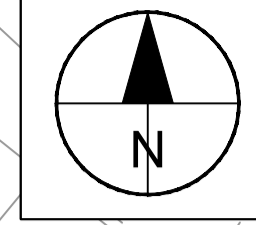
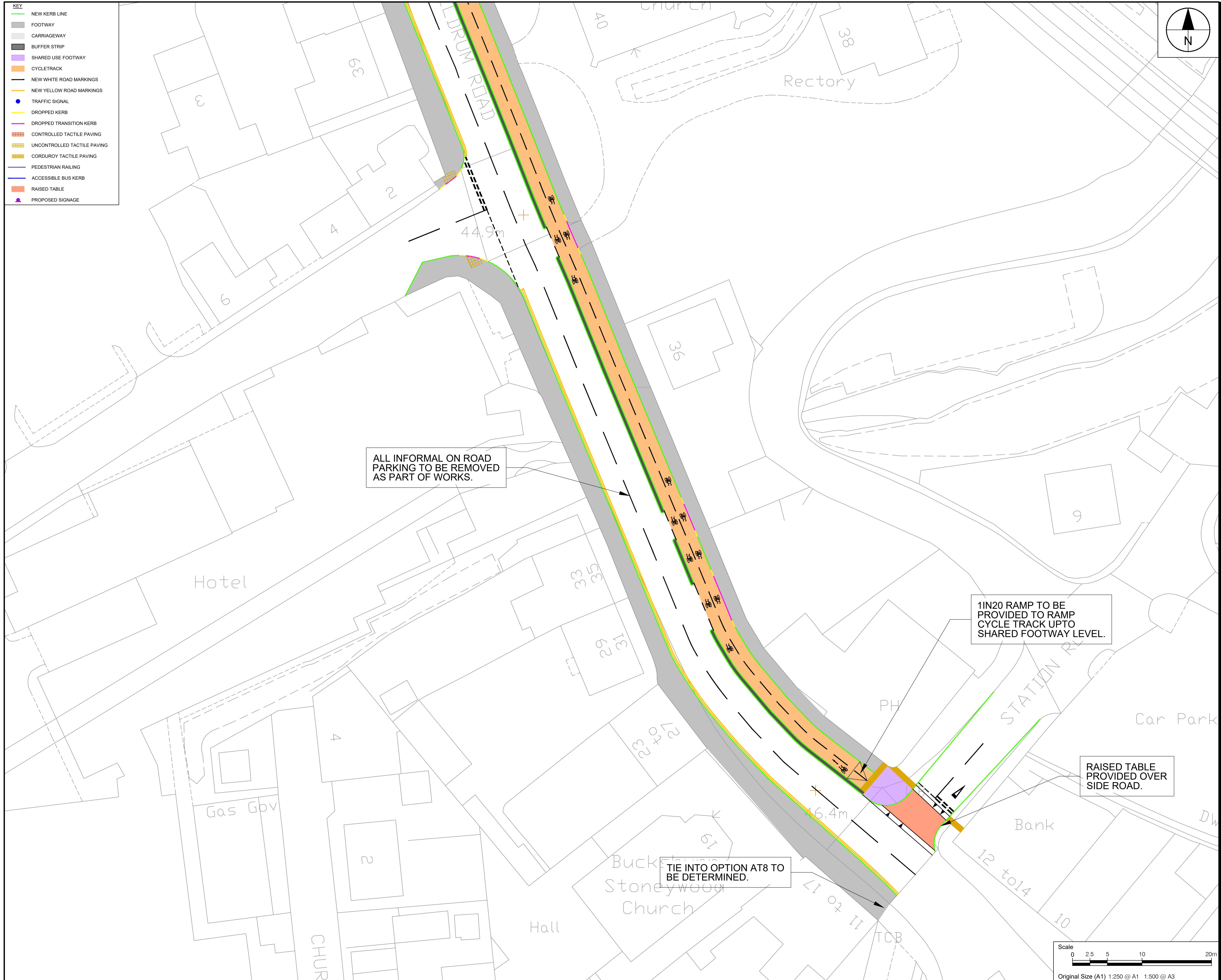
**SHEET NUMBER**  
60709527-SHT-30-C-T2-0723



This drawing has been prepared for the use of AECOM's client. It may not be used, modified, reproduced or relied upon by third parties, except as agreed by AECOM or as required by law. AECOM accepts no responsibility, and denies any liability whatsoever, to any party that uses or relies on this drawing without AECOM's express written consent. All measurements must be obtained from the stated dimensions.



KEY	
	NEW KERB LINE
	FOOTWAY
	CARRIAGEWAY
	BUFFER STRIP
	SHARED USE FOOTWAY
	CYCLETRACK
	NEW WHITE ROAD MARKINGS
	NEW YELLOW ROAD MARKINGS
	TRAFFIC SIGNAL
	DROPPED KERB
	DROPPED TRANSITION KERB
	CONTROLLED TACTILE PAVING
	UNCONTROLLED TACTILE PAVING
	CORDUROY TACTILE PAVING
	PEDESTRIAN RAILING
	ACCESSIBLE BUS KERB
	RAISED TABLE
	PROPOSED SIGNAGE



# AECOM

**PROJECT**  
**A947 MULTI-MODAL STUDY - DETAILED APPRAISAL AND OBC**



**CONSULTANT**  
 AECOM  
 Aurora  
 120 Bothwell St  
 GLASGOW, G2 7JS  
 +44 (0) 141 248 0300 tel  
 www.aecom.com

- NOTES**
- LAYOUTS PROVIDED ARE SOLELY FOR REPRESENTATIONAL PURPOSES AND DO NOT FORM PART OF A DESIGN PROPOSAL.
  - JUNCTIONS HAVE NOT BEEN CONSIDERED AS PART OF THE FEASIBILITY DRAWINGS AND WILL NEED RE-VISITED IF DESIGN IS TO BE PROGRESSED.

**ISSUE/REVISION**

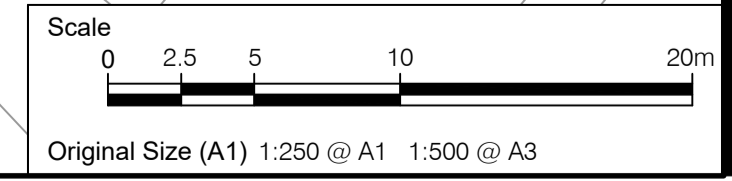
I/R	DATE	DESCRIPTION

**KEY PLAN**

**PROJECT NUMBER**  
60709527

**SHEET TITLE**  
A947 Table 2 Detailed Design  
AT52 General Arrangement  
Sheet 2 of 2

**SHEET NUMBER**  
60709527-SHT-30-C-T2-0724



This drawing has been prepared for the use of AECOM's client. It may not be used, modified, reproduced or relied upon by third parties, except as agreed by AECOM or as required by law. AECOM accepts no responsibility, and denies any liability whatsoever, to any party that uses or relies on this drawing without AECOM's express written consent. All measurements must be obtained from the stated dimensions.