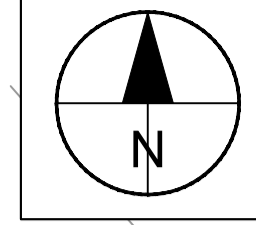
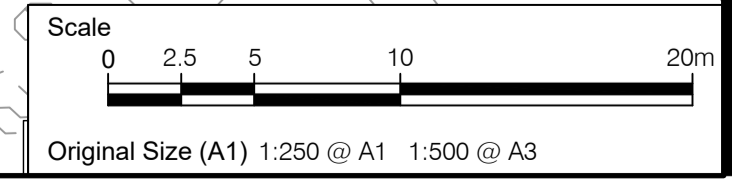
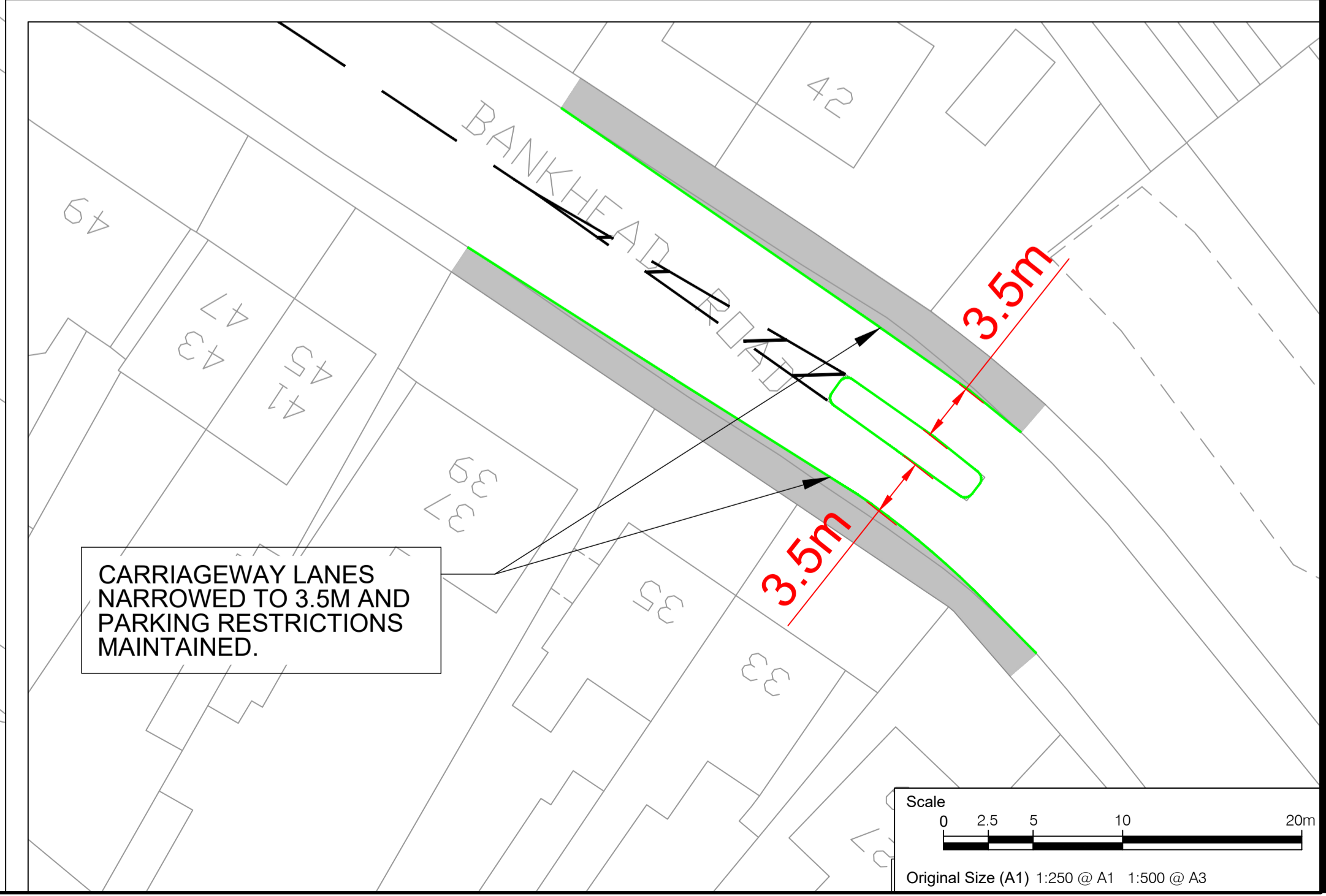
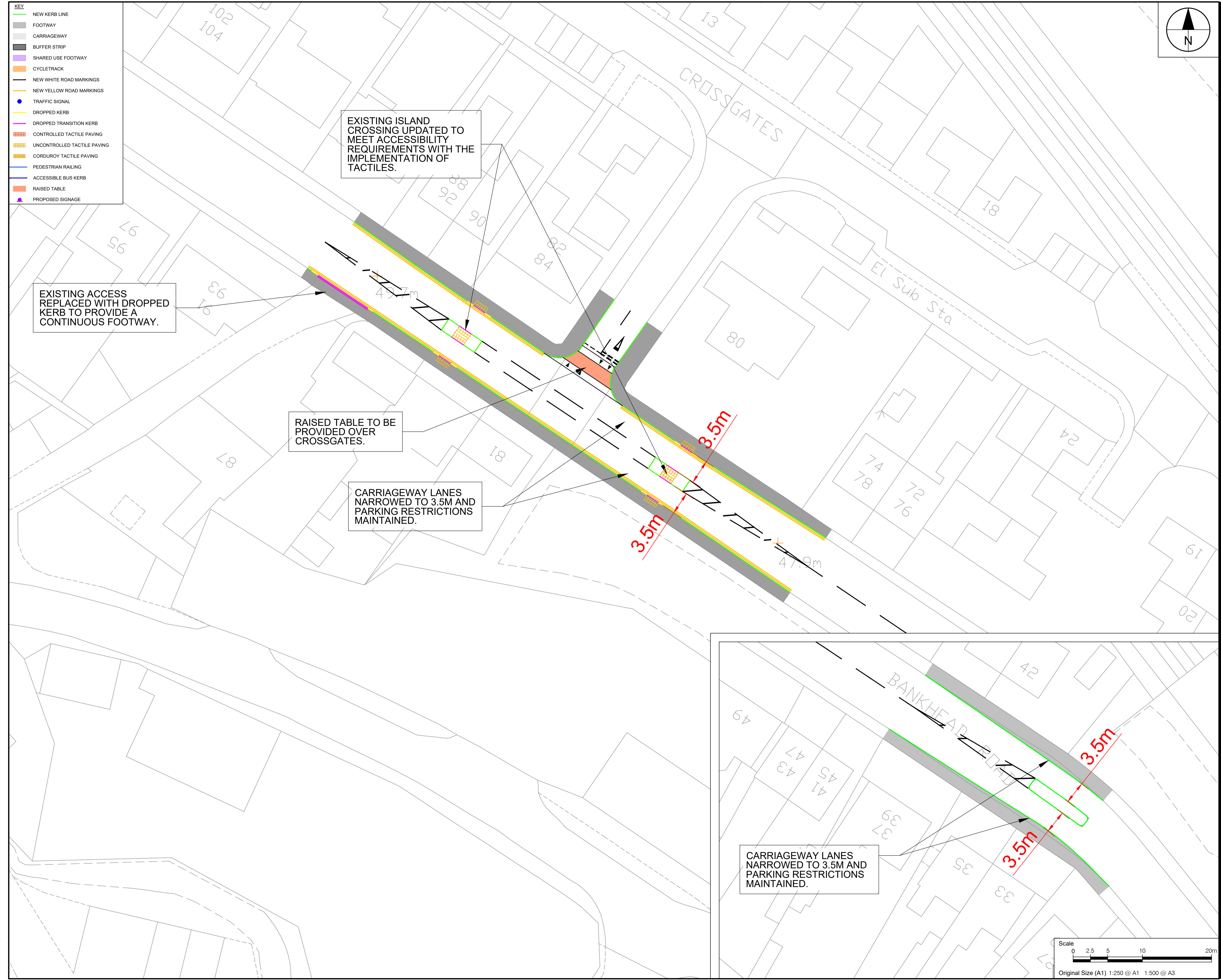


**KEY**

- NEW KERB LINE
- FOOTWAY
- CARRIAGEWAY
- BUFFER STRIP
- SHARED USE FOOTWAY
- CYCLETRACK
- NEW WHITE ROAD MARKINGS
- NEW YELLOW ROAD MARKINGS
- TRAFFIC SIGNAL
- DROPPED KERB
- DROPPED TRANSITION KERB
- CONTROLLED TACTILE PAVING
- UNCONTROLLED TACTILE PAVING
- CORDUROY TACTILE PAVING
- PEDESTRIAN RAILING
- ACCESSIBLE BUS KERB
- RAISED TABLE
- PROPOSED SIGNAGE



- NOTES**
1. LAYOUTS PROVIDED ARE SOLELY FOR REPRESENTATIONAL PURPOSES AND DO NOT FORM PART OF A DESIGN PROPOSAL.
  2. JUNCTIONS HAVE NOT BEEN CONSIDERED AS PART OF THE FEASIBILITY DRAWINGS AND WILL NEED RE-VISITED IF DESIGN IS TO BE PROGRESSED.



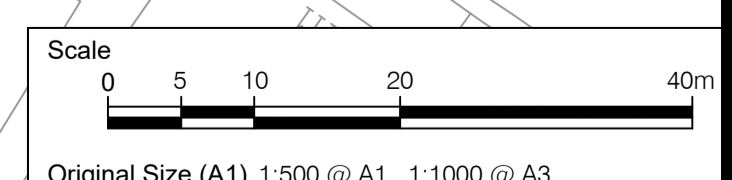
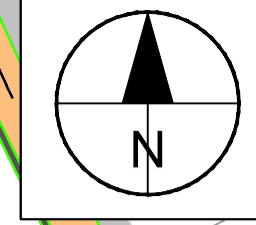
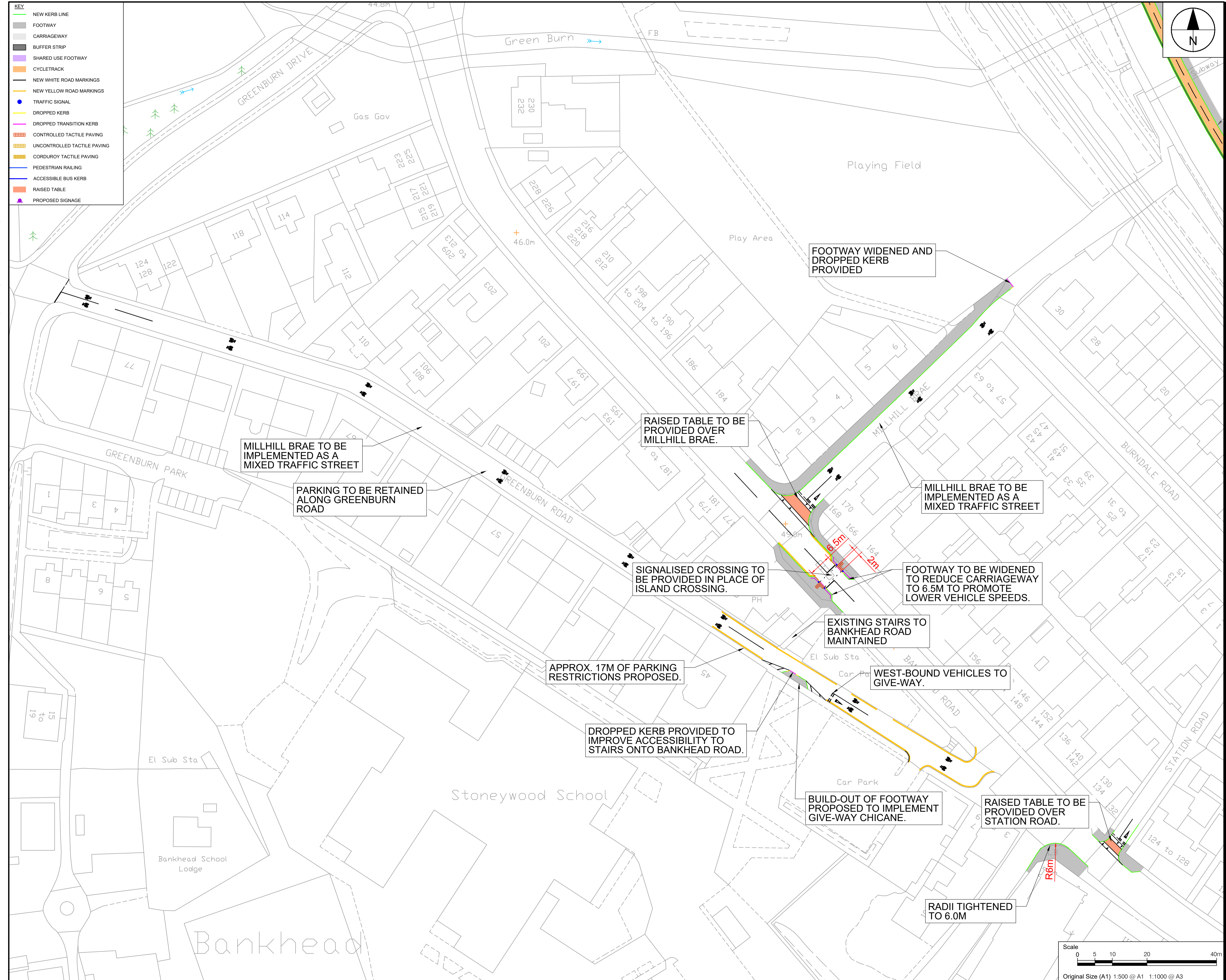
**ISSUE/REVISION**

I/R	DATE	DESCRIPTION

**KEY PLAN**

This drawing has been prepared for the use of AECOM's client. It may not be used, modified, reproduced or relied upon by third parties, except as agreed by AECOM or as required by law. AECOM accepts no responsibility, and denies any liability whatsoever, to any party that uses or relies on this drawing without AECOM's express written consent. All measurements must be obtained from the stated dimensions.





# AECOM

## PROJECT

### A947 MULTI-MODAL STUDY - DETAILED APPRAISAL AND OBC



**CLIENT**

**CONSULTANT**

AECOM  
 Aurora  
 120 Bothwell St  
 GLASGOW, G2 7JS  
 +44 (0) 141 248 0300 tel  
 www.aecom.com

- NOTES**
- LAYOUTS PROVIDED ARE SOLELY FOR REPRESENTATIONAL PURPOSES AND DO NOT FORM PART OF A DESIGN PROPOSAL.
  - JUNCTIONS HAVE NOT BEEN CONSIDERED AS PART OF THE FEASIBILITY DRAWINGS AND WILL NEED RE-VISITED IF DESIGN IS TO BE PROGRESSED.

**ISSUE/REVISION**

I/R	DATE	DESCRIPTION

**KEY PLAN**

**PROJECT NUMBER**  
60709527

**SHEET TITLE**  
A947 Table 2 Detailed Design  
AT35a General Arrangement  
Sheet 2 of 2

**SHEET NUMBER**  
60709527-SHT-30-C-T2-0707

This drawing has been prepared for the use of AECOM's client. It may not be used, modified, reproduced or relied upon by third parties, except as agreed by AECOM or as required by law. AECOM accepts no responsibility, and denies any liability whatsoever, to any party that uses or relies on this drawing without AECOM's express written consent. All measurements must be obtained from the stated dimensions.