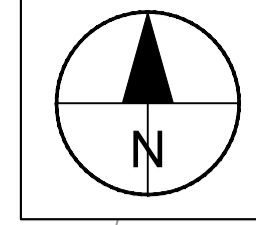
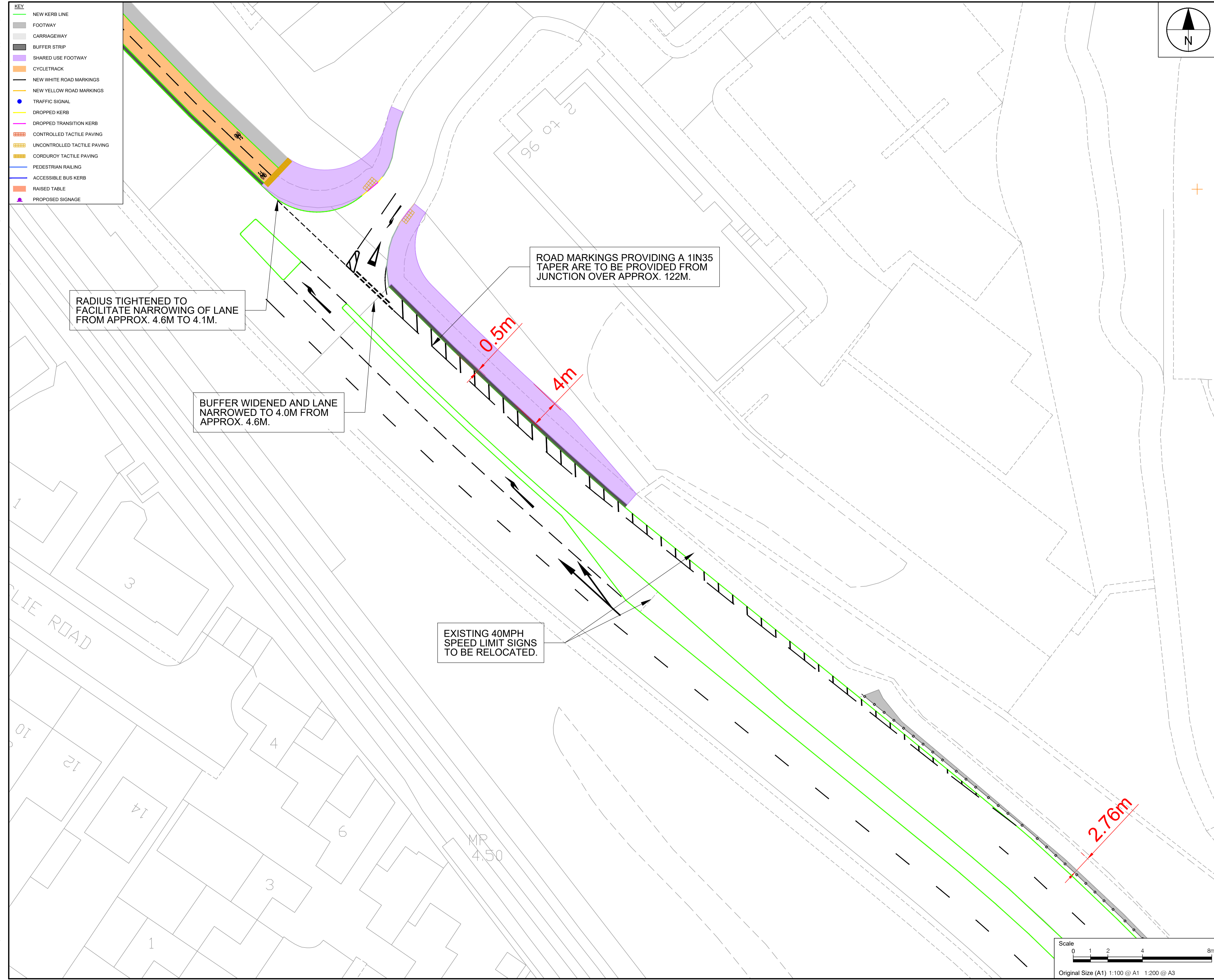


Filename: I:\A\AECOM\NET\COM\FILE\ENGLASGOW\JKGLG1\DCS\PROJECTS\0160709527_A947_OB0900_CAD_GIS\910_CAD\20-SHEETS\60709527-SHT-C-T2-GENERAL ARRANGEMENTS.DWG
 Last saved by: JACK MCKENNA Last Plotted: 2024-04-25

Project Management Initials: Designer: JM
 Checked: SS
 Approved: PL
 ISO A1 594mm x 841mm



AECOM

PROJECT
 A947 MULTI-MODAL
 STUDY - DETAILED
 APPRAISAL AND
 OBC



CONSULTANT
 AECOM
 Aurora
 120 Bothwell St
 GLASGOW, G2 7JS
 +44 (0) 141 248 0300 tel
 www.aecom.com

- NOTES**
- LAYOUTS PROVIDED ARE SOLELY FOR REPRESENTATIONAL PURPOSES AND DO NOT FORM PART OF A DESIGN PROPOSAL.
 - JUNCTIONS HAVE NOT BEEN CONSIDERED AS PART OF THE FEASIBILITY DRAWINGS AND WILL NEED RE-VISITED IF DESIGN IS TO BE PROGRESSED.

ISSUE/REVISION

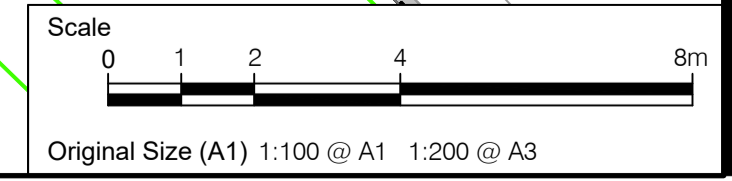
I/R	DATE	DESCRIPTION

KEY PLAN

PROJECT NUMBER
 60709527

SHEET TITLE
 A947 Table 2 Detailed Design
 O8 General Arrangement
 Sheet 1 of 1

SHEET NUMBER
 60709527-SHT-30-C-T2-0735



This drawing has been prepared for the use of AECOM's client. It may not be used, modified, reproduced or relied upon by third parties, except as agreed by AECOM or as required by law. AECOM accepts no responsibility, and denies any liability whatsoever, to any party that uses or relies on this drawing without AECOM's express written consent. All measurements must be obtained from the stated dimensions.